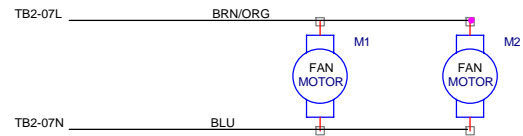
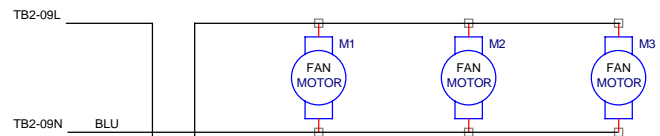


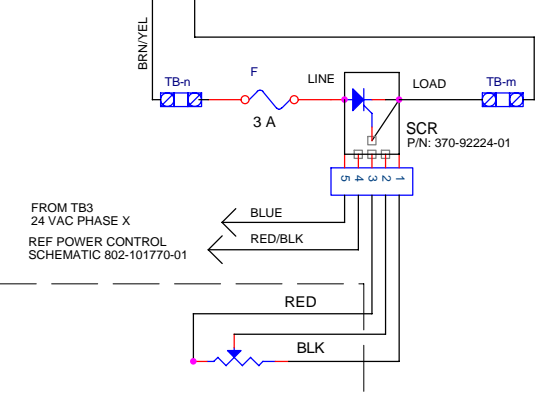
CABINET VENTILATION FANS, FIXED SPEED.
NOTE 1.



COOLING TUNNEL OR COOLING MODULE FANS,
FIXED SPEED. NOTE 1 & 2.

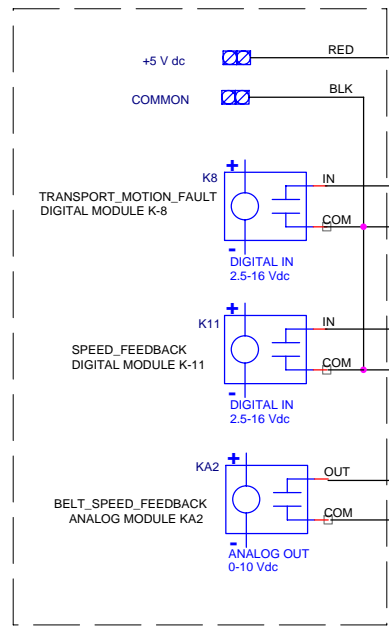


FAN SPEED CONTROLLER, VARIABLE
SPEED.
NOTE 1 & 2.

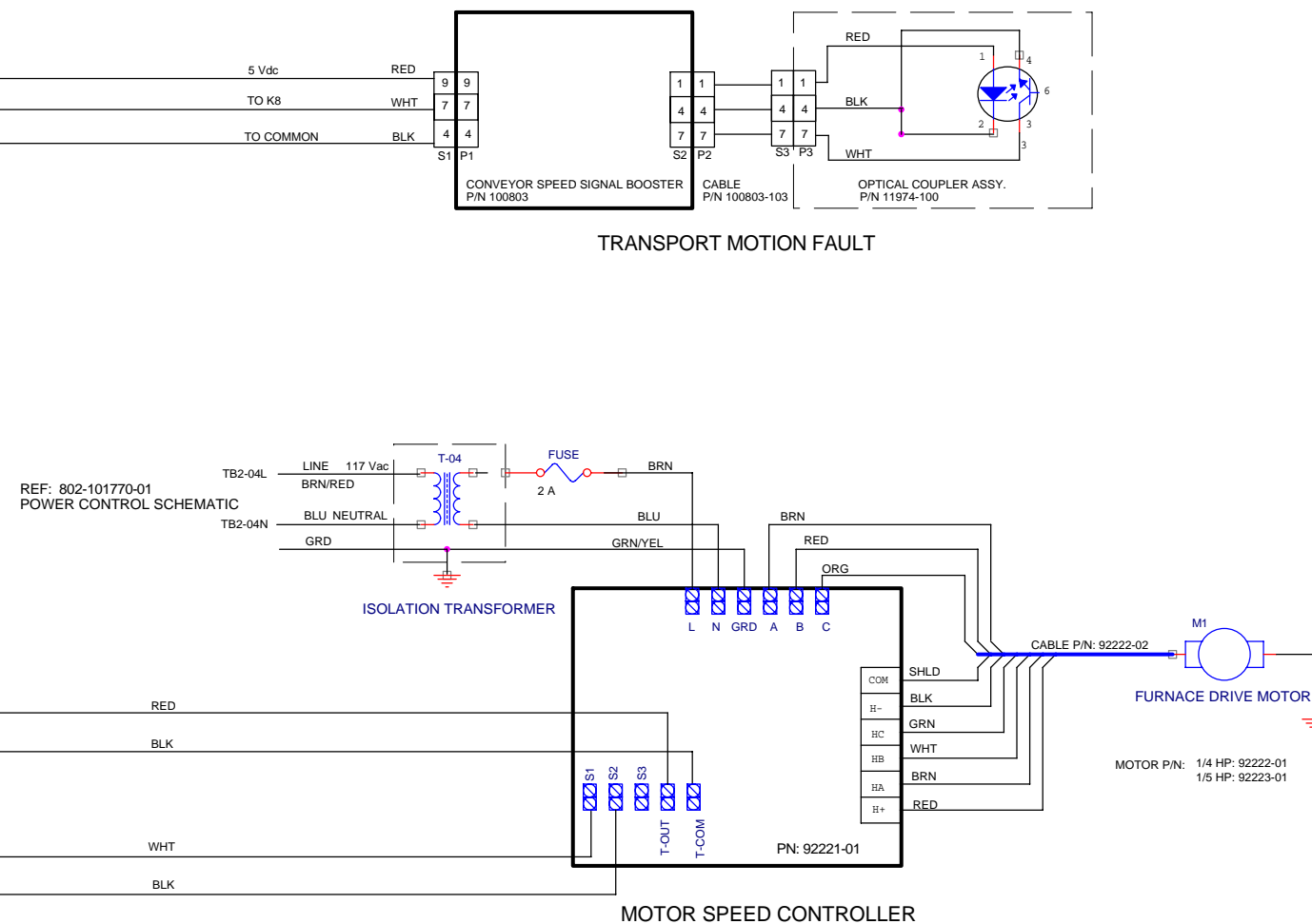


FROM TB3
24 VAC PHASE X
REF POWER CONTROL
SCHEMATIC 802-101770-01

CONTROL CONSOLE



PLC PANEL



REF: 802-101770-01
POWER CONTROL SCHEMATIC

ISOLATION TRANSFORMER

MOTOR SPEED CONTROLLER

MOTOR P/N: 1/4 HP: 92222-01
1/5 HP: 92223-01

- NOTES:
1. NUMBER OF FANS MAY VARY.
2. SUPPLIED WITH OPTIONAL EQUIPMENT.

REV	DESCRIPTION	DATE	DRWN	J CLARK	10/14/08	Title	10/14/08	
			ENGR	S BARBER	10/16/08	FRAME WIRING SCHEMATIC		
			CHKD	B CLARK	10/16/08		Size	Document Number
			ISSUED	J CLARK	10/16/08		C	STD 802-101771
							Date: Tuesday, October 21, 2008	Rev

FurnacePros
DIVISION OF LOCHABER CORNWALL, INC.
675-D NORTH ECKHOFF STREET, ORANGE, CA 92868 USA